

R Series

14.0 / 16.0 T
Diesel

Options

- 2.5-6.0m duplex mast
- Special carriage and backrest
- Solid tyre
- Heater and air condition
- Other dimension forks
- Other attachment
- Fire extinguisher
- Suspension seat
- Dual air cleaner or special air cleaner
- Rear working light
- Customer painting




CE CERTIFICATE



ISO14001: 1996



ISO9001: 2000



ZHEJIANG HANGCHA ENGINEERING MACHINERY CO.,LTD.
(ZHEJIANG HANGCHA IMP. & EXP. CO.,LTD.)

www.hcforklift.com

Add: 398 Shi Qiao Road, Hangzhou 310022, P.R.China
Tel: +86-571-88135110 88126376 88135220 88125527 88130499(Ext. 8116, 8206, 8200)
Fax: +86-571-88132890 88126379
E-mail: sales@hcforklift.com



HCIE is authorized to deal with
the whole import & export business
of ZHEJIANG HANGCHA
ENGINEERING MACHINERY
CO.,LTD.



浙江杭叉工程机械股份有限公司
ZHEJIANG HANGCHA ENGINEERING MACHINERY CO.,LTD.

Zhejiang Hangcha Engineering Machinery Co., Ltd. reserves the right to make any changes without notice concerning colors, equipment, or specifications detailed in this brochure, or to discontinue individual models. The colors of trucks, delivered may differ slightly from those in brochures.

Frame

Vertical sides help the driver work safely with less damage, even in an area with low-level obstructions.

Thick chassis plates resist distortion, reduce damage and minimise refurbishment costs.

The wide mast, low scuttle and high seating position gives the operator an excellent view of the forks and of the way ahead-reducing load damage and accidents.

Well positioned lights ensure optimum vision to both the front and back-essential in containers. Much attention has been given to the carriage design, with an integral fork positioner



Easier maintenance and servicing

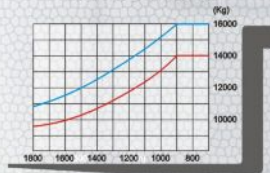
Along with the kind of engineering that promises unsurpassed performance and productivity in all applications, our forklifts are designed with many features that facilitate maintenance and servicing. For example, the wide-opening top panel and radiator cover are equipped with gas stays and convenient hand grips that enable quick access to the engine compartment.



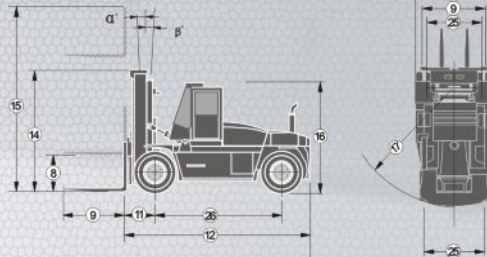
Non-slip floor and step

The wide-open step is not only convenient to use but safer thanks to anti-slip mats. To further improve safety in demanding work conditions, the floor board is constructed of embossed steel to reduce the possibility of slipping.

LOAD CHART



DIMENSIONS



R series 14.0 - 16.0t forklift specification

		CPCD140		CPCD160		
		W2	W25	W2	W25	
General	1 Manufacture					
	2 Basic model	CPCD140				
	3 Type	W2		W25		
	4 Power type	Diesel				
Dimensions	5 Rated capacity	kg				
	6 Load center	mm				
	7 Fork spread(outside)	Min. / Max.		520 / 2200		
	8 Lift height	mm				
	9 Fork size	L×W×T		1820×200×105		
	10 Mast tilt range	F / R		deg		
	11 Fork overhang(Wheel center to fork face)	mm				
	12 Length to face of fork	mm				
	13 Overall width	mm				
	14 Overall dimensions	mm				
	15 Mast lowered height	mm				
	16 Mast extended height	mm				
	17 Overhead guard height	mm				
	18 Turning radius(outside)	mm				
	19 Min.right angle stacking aisle width	mm				
	Performance	20 Speed	Travel (No load / Full load)		Km/h	
		21 Max.gradeability(Full load)	%			
		22 Max. drawbar pull (Full load)	KN			
23 Tyres		Front		Rear		
24 Tread		Front / Rear		mm		
25 Wheelbase		mm				
Chassis	26 Ground clearance	mm				
	27 Self weight	kg				
	28 Mast	mm				
Power & transmission	30 Battery	Voltage / Capacity(20HR)		V/Ah		
	31 Model	6BTA5.9		QSB6.7		
	32 Manufacture	CUMMINS		CUMMINS		
	33 Rated output / r.p.m.	kw/rpm		%		
	34 Rated torque / r.p.m.	kw/rpm		%		
	35 Engine	No.of cylinder				
	36 Bore×Stroke	mm				
	37 Emission STD.	EURO III / EPA 3				
	38 Displacement	L				
	39 Fuel tank capacity	L				
	40 Manufacture	GERMAN				
	Transmissions	41 Type	Electric control Powershift		Electric control Powershift	
42 Stage		FWD/RVS		3 / 3		
43 Operating pressure		MPa				
Brake	44 Service Brake	Hydraulic wet disc brake system				
	45 Parking Brake	Spring Applied Hydraulically Released				

- Special lifting height available (3.6m, 4m, 4.5m, 5m, 5.5m, 6m, 7m).
- Attachment available.
- The specification in the table are for standard models only. For further information please contact us.
- Specification are subject to change without notice.

R series 14.0 - 16.0t forklift mast specification:

Type	Model	Overall height			Tilt range		Capacity	
		Lowered	Extended With backrest	FWD	RWD	Load capacity at 900 mm	Double tire	
Wide view mast	G140MX	mm	mm	mm	Deg	Deg	kg	
		3000	3350	4850	6	12	14000	
		3300	3500	5150	6	12	14000	
		3600	3650	5450	6	12	14000	
		4000	3850	5850	6	12	14000	
		4300	4050	6200	6	12	14000	
		4500	4150	6400	6	12	14000	
		4800	4300	6700	6	6	14000	
		5000	4400	6900	6	6	14000	
		5500	4700	7450	3	6	13000	
Wide view mast	G160MX	6000	4950	7950	3	6	12000	
		6500	5250	8500	3	6	11000	
		3000	3500	5000	6	12	16000	
		3300	3650	5300	6	12	18000	
		3600	3800	5600	6	12	16000	
		4000	4000	6000	6	12	16000	
		4300	4200	6350	6	12	16000	
		4500	4300	6550	6	12	16000	
4800	4450	6850	6	6	16000			
5000	4550	7050	6	6	16000			
5500	4850	7600	3	6	15000			
6000	5100	8100	3	6	14000			
6500	5400	8650	3	6	13000			

